


LET'SGOAERO

PART NO. SHP2040

Silent Hitch Pin®

((STOP THE NOISE!))™

5/8" ANTI-RATTLE PIN FOR 2" HITCHES



EASY SNAP-ON LOCK

Keeps HOLLOW ball mounts and other hollow tow devices stable, secure, and rattle-free.

For 2" receiver tube openings. Cannot be used with solid tow accessory devices. Rated for Class IV Towing.

For harsh environments including salt water and salted roads, apply grease to threading and sleeve.

INSTALLATION INSTRUCTIONS

1. Insert Spring Nut into accessory shank tube. Align Spring Nut with the shank tube hole.

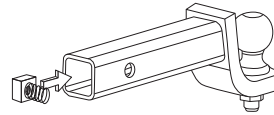


FIGURE 1

2. Slide the shank with Spring Nut inside into the hitch receiver and align the pin holes.

3. Slide the Lock Washer and Flat Washer onto the pin and insert the Pin into the receiver as shown below.

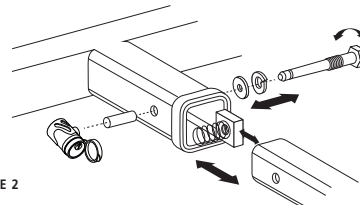


FIGURE 2

4. Thread the Pin into the Spring Nut. Tighten to 30 ft. lbs.

5. Slide the Sleeve onto the Pin and attach the Lock.

A 5/8" tool is required to tighten the Silent Hitch Pin® to 30 ft. lbs. for proper function.

DO NOT USE IMPACT WRENCH TO TIGHTEN.

You are now ready for

SAFE AND SILENT TOWING®

www.LetsGoAero.com
1-877-464-2376

Engineered and patented by
Let's Go Aero, Inc.
Corporate Office:
Colorado Springs, CO USA
Made in Taiwan

US PATENT NOS. 6,409,203;
6,609,725; 6,945,549; 8,079,613

PART NO. SHP2040

LET'SGOAERO
Gear Management Solutions™



8 30881 00000 0

Copyright © 2020 Let's Go Aero, Inc.